ABRASIVE BLASTING MACHINES TYPE 100-LITER (Remote Control in option)

Standard delivery : capacity tank, screen, cap, sand valve (1520), high-performance moisture separator(1320), inspection door,



High performance, simple operation, low price. Areas of use: High performance abrasive blasting of metal constructions and buildings, bridges, reservoirs, piping, concrete surfaces. Cleaning up to grade SA-3,0. Performance up to 37 m2/h (see Table of Performance). Designed for working with : Any dry abrasives, max. grain size 3,5 mm.

STANDARD DELIVERY :

A. The abrasive blasting machines are equipped on standard delivery with a highly efficient moisture separator (1320) to prevent the entry of moisture and oil from the compressor into the tank. This is especially necessary when using old compressors, or working at low temperatures or at a large distance from the compressor. The filter eliminates up to 98% of the condensate and oil from compressed air. This prevents work stoppages in connection with the removal of dampened abrasive from the tank.

B. The Abrasive Valve (1520) is used to provide precise metering of the abrasive. It is especially suited for harsh abrasives.





OPTIONAL EQUIPMENT :

1. Remote control device (1250) with a pneumatically-operated main Valve, deadman handle (1200), 20-meter twin-line hose, hose fittings.
2. Blasting lance Ø25x39 lenght 20 meter (8025), tungsten carbide nozzle tungstène Ø8 (7221) and hose fittings.
3. steel abrasives valve SGV,(1150) Specially adapted for shot blasting.







TECHNICAL DATA :	100 liter
Max. working pressure , bar	**12**
Tank capacity , liter	100
Working temperature , °C	-10 / 50
Tank diameter , mm	508
Tank height , mm	1226
Weight , kg	125

PERFORMANCE TABLE

Nozzle diameter, **mm**		6,5	8,0	9,5	11,0	12,5
Air consumption in **m^3/min by 7 bar**		4,3	6.8	8.9	11,6	15.4
Average performance in **m^2/h**	**SA 2**	10	15	21	28	37
	SA 2 1/2	5	9	14	21	28
	SA 3	4	6	9	13	17
Average abrasive consumption in **kg/m^2**	**SA 2**	40	35	32	29	28
	SA 2 1/2	58	51	46	42	40
	SA 3	78	68	62	56	54

REQUIRED AIR VOLUME (m^3/min.)

Nozzle diameter, (mm)	Air consumption (m3/min.)	Air consumption helmet (m3/min.)	Plus 50% reserve (m3/min.)	Minimum air volume required (m3/min.)
6.5	2.3	0.5	1.4	4.2
8.0	3.9	0.5	2.2	6.6
9.5	5.5	0.5	3.0	9.0
11.0	7.2	0.5	3.9	11.6
12.5	9.6	0.5	5.0	16.1